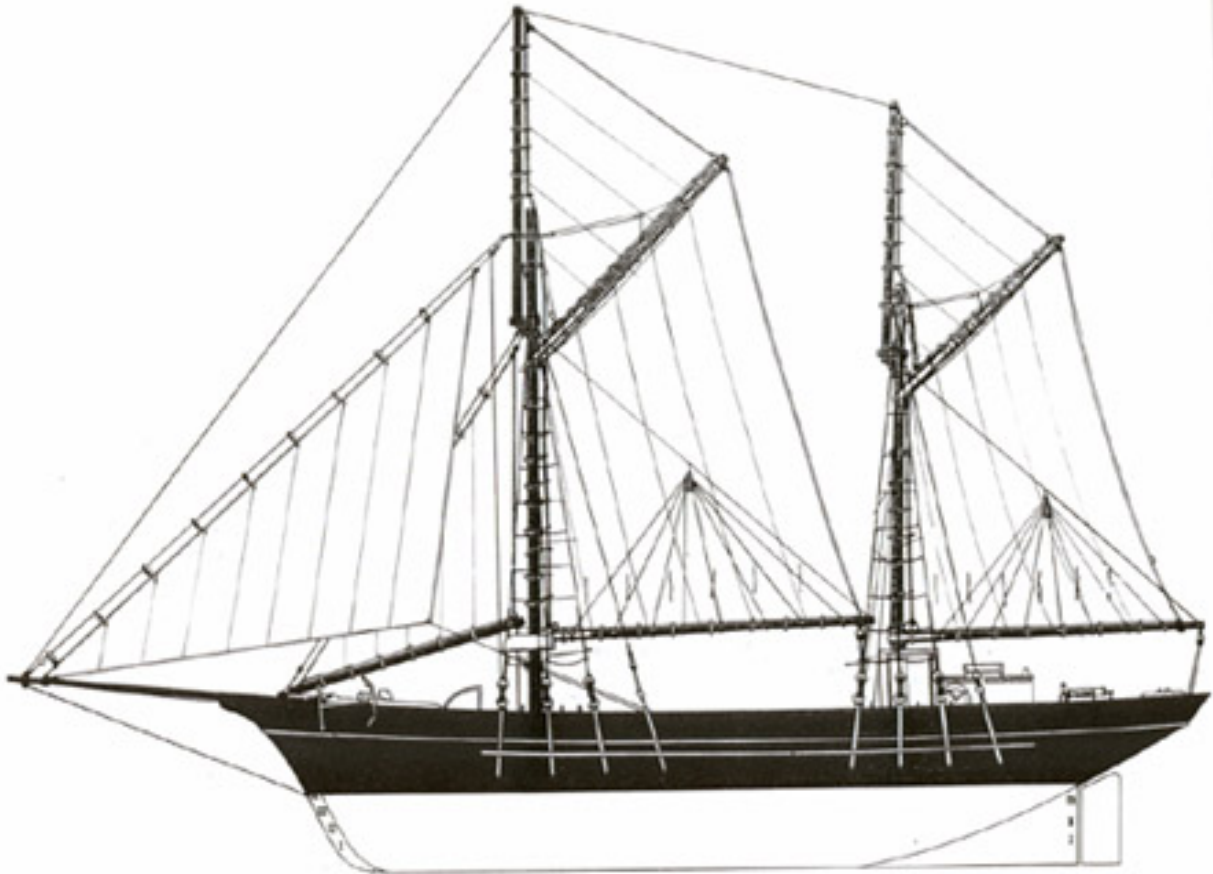


# Primary Self Guided Museum Trail



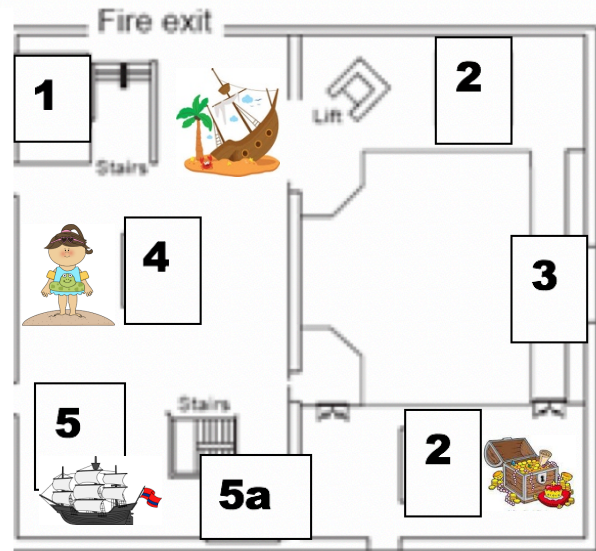
**Name:** \_\_\_\_\_

This trail booklet is designed for teachers to use with students during a self-guided visit to the South Australian Maritime Museum. It introduces the main exhibitions and explores the themes, concepts and ideas addressed. The activities in this booklet encourage students to interact with the museum objects by thinking, talking and engaging in hands on activities.

**Students must be supervised at all times while in the museum.**

## Upper Floor

1. **Wrecked! Tragedy and the Southern Seas**
2. **Tapestry of Treasures: The First Nautical Museum**
3. **Figureheads**
4. **Life's A Beach**
5. **First Voyages**
- 5a. **HMS Investigator Anchor**



1

## Wrecked

This exhibition tells the stories of some of the 850 shipwrecks off the South Australian coast.



Find the Figurehead without a head!  
This figurehead came from the shipwreck of *The Norma*.  
How do you think she lost her head?

---



---



---



---

Draw a new head for Norma.

Look through the artefacts that have been salvaged from shipwrecks. Find:

Something that amazes you	
Something you have never seen before	
Something you want to know more about	
Something valuable	



4

## Life's a Beach



This exhibition shows how important the beach has always been in the lives of South Australians.



Find the surfboard in the exhibition and catch a few waves. How long can you surf before falling off?



Play the clown game with a friend. Add up your score and write it here:

2

## Tapestry of Treasures



This exhibition shows part of the oldest maritime collection in Australia.

<u>Object</u>	<u>Why did it bring good luck?</u>
Pipe made from albatross bone	
Figurehead	
Iron cat's head (look up)	
Porpoise jaws	

5

## First Voyages



This exhibition looks at the early European voyages of the Australian coast.

Find Captain Cook's chest. What do you think he might have kept in his chest?

---



---



---

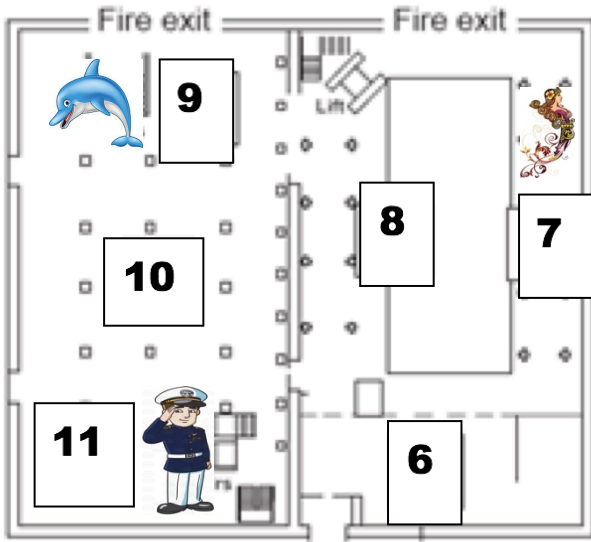


---



---

Draw a picture of one of the animal specimens the scientists may have taken back to Europe.



## Ground Floor

- 6. Entrance, Shop and Toilets
- 7. Figureheads
- 8. Active II Ketch
- 9. Dolphins: The Port River Pod
- 10. Temporary Exhibition
- 11. Action Stations: Navy

11

## Action Stations: Navy

This exhibition looks at the history of the Navy in South Australia.

Can you find the following objects?

Something a sailor brought back home with them.

Something that would not be used any more.

Something that concerns you.


Something that you think is important.



9

## The Port River Dolphin Pod

This exhibition introduces the dolphins who live in the Port River.



Find the bottle nosed dolphin skeleton. Can you see anything that reminds you of a human body?

Sketch the skeleton here.

7

## The Ketch

The Ketch is a replica cargo vessel.



Can you find the following:

Helm	
Red and green lanterns	
Captain's cabin	
Toilet	
Cabin for 2 ketch hands	
Water container	

The \_\_\_\_\_ lantern is on the **Port** (left) side of the ketch.

The \_\_\_\_\_ lantern is on the **Starboard** (right) side of the ketch.

8

## The Figureheads

Figureheads are carved or painted figures or emblems that were thought to guide the ship safely through waters.



Draw your favourite figurehead below. Write a description about it.

---

---

---

---

---

---

---

---

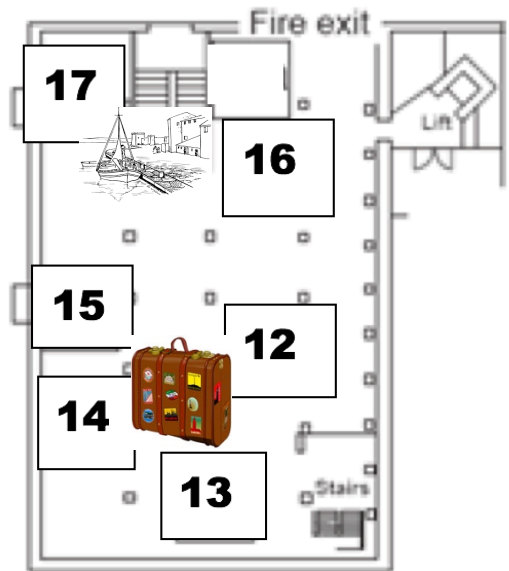
---

---

A large, empty rectangular box with a double-line border, intended for drawing a figurehead.

## Basement

- 12. Bound for South Australia 1830s cabin**
- 13. Bound for South Australia 1910s cabin**
- 14. Bound for South Australia - 1950s cabin**
- 15. Passenger & Vessels databases**
- 16. Living in Port**
- 17. Torrens Island Quarantine Station**



12 - 14

## Bound for South Australia



This exhibition tells us what it was like to migrate to South Australia by ship at different times in history.

Find the cabin which comes from the oldest ship. Lie down in one of the bunks and imagine what it would have been like to sleep here for over 100 nights.

What does it:

Sound like?	Smell like?
Feel like?	Look like?

List 3 things that can only be found in 1 of the cabins.	List 3 things that can be found in all of the cabins.

## Living in Port

This exhibition looks at the history of Port Adelaide and the communities that have developed around it.



Can you find the following objects?

How many cargo hooks can you find?	
What year was the cast iron elephant made?	
Who does the teapot belong to?	
Which team is the players hat from?	
Find the cross from Reverend Still's grave. In which year did he die on Torrens Island?	

Find the "Play in the Port" cabinet.

List or draw some of the sporting activities shown in the cabinet.





# Wonderings



Use this page to write any notes or questions you have.